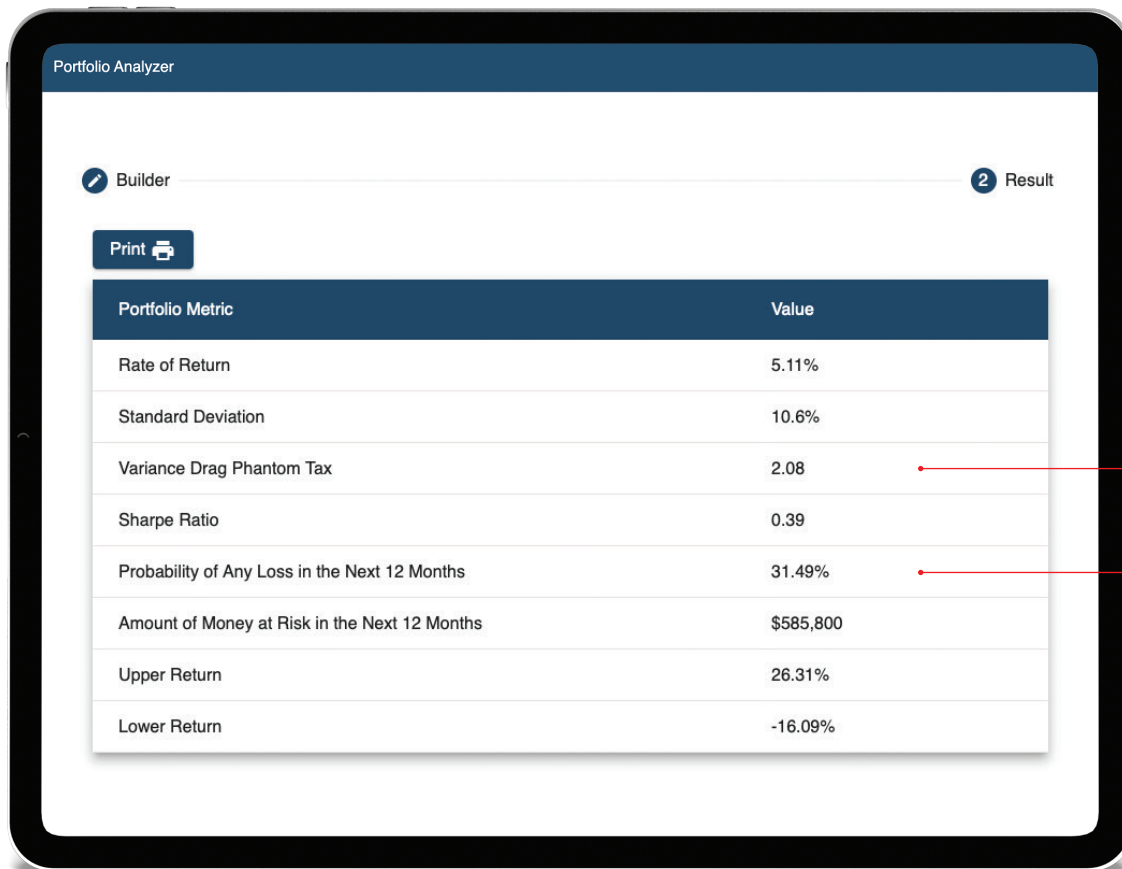


INVESTMENT FORENSICS

Portfolio Builder and Analysis

The portfolio comparison and building tool

The Portfolio Builder is one of the most unique calculators that we have in investment forensics. It is used as an analysis tool or as a building tool for portfolios. We input your current holdings based on percentages into the tool, and it prints out the most critical eight metrics used in analyzing and building a portfolio. Additionally, we show the asset allocation, the correlation matrix, in the return histogram (*this shows the historical monthly returns in graph format*).



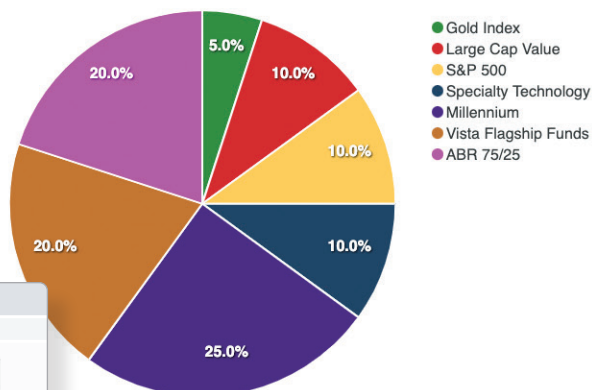
A Variance Drag Phantom Tax above 1.5 is not acceptable. Through our analysis, we show that this portfolio takes on too much risk.

This probability of loss in the next 12 months is way too high.

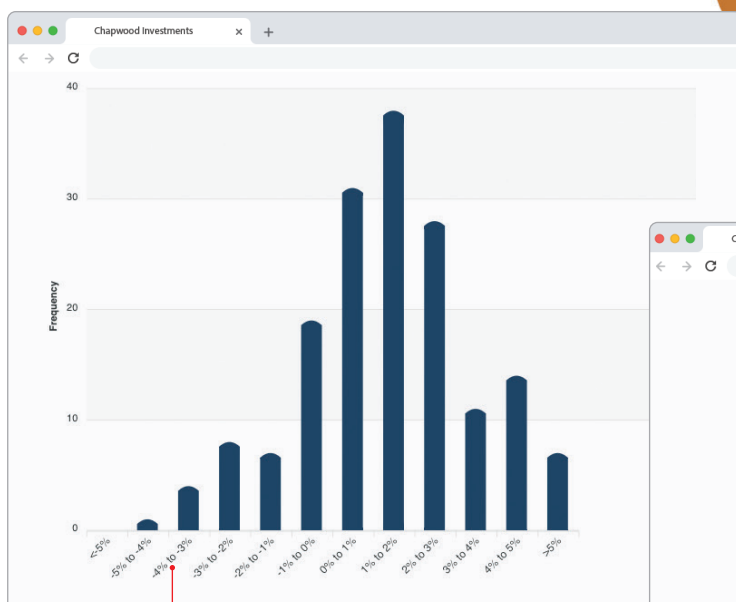


The Portfolio Builder's value is immense in that you finally can interpret this collection of investments that your current financial advisor gave you. *For far too long, advisers have made a great living by keeping the benefits that a client should expect to receive from this collection of investments they recommended.* The portfolio builder puts things in very easy-to-understand language so you can finally know if what you have is what you need. The tool is also used to build recommended portfolios in an easy layout so you can compare your current holdings versus recommended portfolio side-by-side.

Portfolio Composition

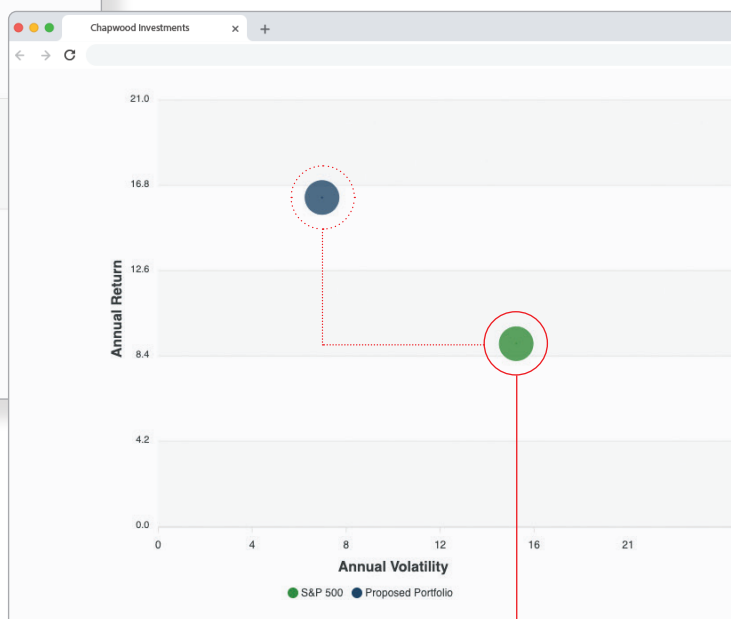


Monthly Returns Histogram



This return histogram is very good. What does yours look like?

Annualized Risk vs. Return



This portfolio has a better risk return trade off than the stock market. What does yours look like?